

## Annex I. Age class distribution during the projection period.

Table 1-1. Age class distribution of stratum No 1

Age, years	Initial area	Area after 5 years (step1)	Area after 10 years (step2)	Area after 15 years (step3)	Area after 20 years (step4)	Area after 25 years (step5)
0	400.00	220.22	0.00	0.00	0.00	0.00
1-10	0.00	179.78	400.00	220.22	0.00	0.00
11-20	780.59	400.00	0.00	179.78	400.00	220.22
21-30	330.20	380.59	780.59	400.00	0.00	179.78
31-40	3230.90	914.14	330.20	380.59	780.59	400.00
41-50	5593.00	5970.75	3230.90	914.14	330.20	380.59
51-60	2706.68	4575.89	5593.00	5970.75	3230.90	914.14
61-70	2232.57	1753.03	2706.68	4575.89	5593.00	5970.75
71-80	1870.29	1932.05	2232.57	1753.03	2706.68	4575.89
81-90	2868.59	1617.79	1870.29	1932.05	2232.57	1753.03
91-100	1795.55	3464.14	2868.59	1617.79	1870.29	1932.05
101-110	2576.83	1793.32	1795.55	3464.14	2868.59	1617.79
111-120	2000.00	2383.51	2576.83	1793.32	1795.55	3464.14
121-130	391.20	1191.20	2000.00	2383.51	2576.83	1793.32
131-140	0.00	0.00	391.20	1191.20	2000.00	2383.51
141-150	0.00	0.00	0.00	0.00	391.20	1191.20
151-160	0.00	0.00	0.00	0.00	0.00	0.00
>160	400.00	400.00	400.00	400.00	400.00	400.00
<b>Total area of stratum</b>	27176.41	27176.41	27176.41	27176.41	27176.41	27176.41

Table 1-2. Age class distribution of stratum No 2

Age, years	Initial area	Area after 5 years (step1)	Area after 10 years (step2)	Area after 15 years (step3)	Area after 20 years (step4)	Area after 25 years (step5)
0	313.12	835.92	893.18	920.68	923.33	923.59

1-10	1209.95	709.25	1076.41	1561.30	1614.74	1641.44
11-20	2030.80	1955.93	1192.91	701.62	1054.02	1529.27
21-30	2577.81	1258.89	1996.24	1924.34	1176.22	694.14
31-40	5905.43	2804.03	2537.60	1239.42	1962.40	1893.40
41-50	12773.26	9817.82	5849.15	2752.27	2498.21	1220.35
51-60	17065.74	16588.55	12664.14	9754.22	5793.92	2701.61
61-70	14656.10	17454.46	16821.14	16382.34	12556.97	9691.64
71-80	9983.94	9866.53	14415.70	17153.29	16581.52	16180.22
81-90	11320.35	11403.21	9805.96	9730.42	14180.30	16858.42
91-100	13234.97	13427.70	11159.92	11228.80	9631.74	9597.05
101-110	6955.20	8805.44	13013.72	13204.44	11002.75	11057.98
111-120	3966.47	6069.50	6845.15	8669.15	12797.09	12985.84
121-130	3992.88	2864.15	3900.80	5970.34	6737.38	8535.66
131-140	1143.79	2567.00	3906.86	2807.41	3836.51	5873.25
141-150	1516.16	1574.57	1119.15	2511.70	3822.69	2751.87
151-160	800.00	1059.08	1488.49	1545.64	1095.04	2457.59
>160	1083.94	1467.87	1843.35	2472.51	3265.05	3936.56
<b>Total area of stratum</b>	110529.91	110529.90	110529.89	110529.89	110529.89	110529.89

Table 1-3. Age class distribution of stratum No 3

Age, years	Initial area	Area after 5 years (step1)	Area after 10 years (step2)	Area after 15 years (step3)	Area after 20 years (step4)	Area after 25 years (step5)
0	0.00	270.86	289.90	301.70	303.02	303.17
1-10	1663.30	331.60	249.84	504.93	522.36	533.84
11-20	2669.32	3304.76	1638.93	326.75	246.18	497.53
21-30	6665.07	2397.47	2630.21	3256.34	1614.92	321.96
31-40	1875.40	6347.55	6567.42	2362.34	2591.67	3208.63
41-50	3431.98	2099.66	1847.92	6254.55	6471.19	2327.73
51-60	4195.75	2905.19	3381.69	2068.90	1820.85	6162.91

61-70	4642.86	3839.71	4134.27	2862.63	3332.15	2038.59
71-80	4126.90	5585.50	4574.83	3783.45	4073.70	2820.68
81-90	4169.11	3935.45	4066.43	5503.66	4507.80	3728.02
91-100	1600.79	2784.18	4108.02	3877.78	4006.85	5423.03
101-110	1200.00	2045.87	1577.33	2743.38	4047.83	3820.97
111-120	400.00	794.12	1182.42	2015.89	1554.22	2703.19
121-130	45.32	44.98	394.14	782.48	1165.09	1986.35
131-140	151.68	150.57	44.65	44.32	388.36	771.02
141-150	0.00	0.00	149.46	148.36	44.00	43.67
151-160	0.00	0.00	0.00	0.00	147.27	146.19
>160	0.00	0.00	0.00	0.00	0.00	0.00
<b>Total area of stratum</b>	36837.48	36837.47	36837.47	36837.47	36837.47	36837.47

Table 1-4. Age class distribution of stratum No 4

Age, years	Initial area	Area after 5 years (step1)	Area after 10 years (step2)	Area after 15 years (step3)	Area after 20 years (step4)	Area after 25 years (step5)
0	309.77	980.69	1049.67	1095.85	1101.16	1101.78
1-10	2377.39	1284.72	1205.28	1816.47	1878.75	1923.38
11-20	6007.10	5059.55	2329.40	1258.78	1180.95	1779.80
21-30	7826.37	5479.18	5885.83	4957.41	2282.38	1233.37
31-40	11929.85	11307.15	7668.38	5368.57	5767.01	4857.34
41-50	20132.26	13239.65	11689.02	11078.89	7513.58	5260.20
51-60	17593.23	21020.44	19725.85	12972.38	11453.05	10855.24
61-70	11623.31	15008.84	17238.07	20596.11	19327.65	12710.51
71-80	5945.40	8396.99	11388.67	14705.86	16890.09	20180.33
81-90	4515.84	3873.53	5825.38	8227.48	11158.77	14408.99
91-100	3358.54	3632.87	4424.67	3795.33	5707.78	8061.39
101-110	2513.14	4099.48	3290.74	3559.53	4335.35	3718.72
111-120	693.21	963.99	2462.40	4016.72	3224.31	3487.68

121-130	219.97	497.02	679.22	944.53	2412.69	3935.64
131-140	400.00	613.68	215.53	486.98	665.51	925.47
141-150	0.00	0.00	391.93	601.30	211.18	477.15
151-160	0.00	0.00	0.00	0.00	384.01	589.16
>160	1222.91	1210.50	1198.22	1186.06	1174.03	1162.12
<b>Total area of stratum</b>	96668.29	96668.28	96668.28	96668.27	96668.27	96668.27

Table 1-5. Age class distribution of stratum No 5

<b>Age, years</b>	<b>Initial area</b>	<b>Area after 5 years (step1)</b>	<b>Area after 10 years (step2)</b>	<b>Area after 15 years (step3)</b>	<b>Area after 20 years (step4)</b>	<b>Area after 25 years (step5)</b>
0	51.02	978.60	1174.73	1358.13	1524.84	1701.30
1-10	1201.13	450.51	951.26	1944.45	2251.97	2562.86
11-20	1879.39	2277.26	1197.91	449.27	948.92	1939.38
21-30	4622.60	2556.97	2815.12	3211.22	2135.63	1389.57
31-40	10041.58	6625.04	4605.69	2549.47	2807.03	3200.82
41-50	28372.30	17522.95	9045.13	5649.41	3641.75	1597.78
51-60	20684.98	29894.55	28151.61	17385.22	8974.24	5605.58
61-70	18579.32	16285.32	20481.07	29596.21	27865.29	17206.55
71-80	11344.78	15414.53	18334.79	16069.85	20217.22	29210.23
81-90	10284.82	11687.06	11150.85	15154.06	18019.67	15792.22
91-100	9892.03	8383.79	10058.44	11423.85	10902.18	14819.99
101-110	5083.72	7444.56	9602.31	8137.72	9769.95	11088.63
111-120	3555.51	4559.21	4889.64	7169.23	9236.47	7827.03
121-130	1032.66	1633.25	3380.98	4337.38	4647.33	6824.96
131-140	400.00	1384.59	962.55	1535.73	3166.11	4064.12
141-150	800.00	380.94	369.15	1273.79	878.29	1417.27
151-160	0.00	378.34	715.37	338.15	332.52	1142.78
>160	400.00	368.37	339.25	642.71	906.45	834.78

<b>Total area of stratum</b>	128225.85	128225.85	128225.85	128225.85	128225.85	128225.85
------------------------------	-----------	-----------	-----------	-----------	-----------	-----------

Table 1-6. Age class distribution of stratum No 6

<b>Age, years</b>	<b>Initial area</b>	<b>Area after 5 years (step1)</b>	<b>Area after 10 years (step2)</b>	<b>Area after 15 years (step3)</b>	<b>Area after 20 years (step4)</b>	<b>Area after 25 years (step5)</b>
0	0.00	2087.64	2334.55	2487.18	2549.39	2582.01
1-10	4837.68	1119.92	1915.23	3976.92	4266.24	4452.27
11-20	3601.79	5796.96	4770.64	1103.72	1892.48	3924.77
21-30	4878.86	4552.23	4474.73	6628.86	5614.70	2022.03
31-40	3419.96	2678.54	4766.60	4446.31	4374.76	6469.39
41-50	3038.75	3924.49	2362.86	1670.03	3664.15	3353.09
51-60	4710.13	3399.64	2850.21	3686.13	2202.23	1576.08
61-70	4557.34	4489.03	4279.13	3088.44	2593.20	3360.59
71-80	3145.01	3962.29	3959.38	3912.93	3716.37	2682.11
81-90	3216.88	3367.21	2570.97	3243.59	3223.91	3201.26
91-100	1600.00	1727.11	2424.37	2487.64	1919.45	2426.39
101-110	805.36	638.63	1065.53	1121.67	1614.60	1611.80
111-120	624.25	576.39	440.64	349.55	598.68	609.45
121-130	80.90	196.83	274.23	248.91	190.68	151.34
131-140	0.00	0.00	27.84	65.02	89.42	79.48
141-150	0.00	0.00	0.00	0.00	6.64	14.85
151-160	0.00	0.00	0.00	0.00	0.00	0.00
>160	0.00	0.00	0.00	0.00	0.00	0.00
<b>Total area of stratum</b>	38516.90	38516.90	38516.90	38516.90	38516.90	38516.90

Table 1-7. Age class distribution of stratum No 7

Age, years	Initial area	Area after 5 years (step1)	Area after 10 years (step2)	Area after 15 years (step3)	Area after 20 years (step4)	Area after 25 years (step5)
0	3671.73	12142.10	14082.86	16373.37	18306.39	20239.95
1-10	12543.13	10506.16	14847.87	23926.97	27148.19	30882.90
11-20	9394.90	11250.87	12522.68	10489.19	14828.58	23893.52
21-30	15434.68	13609.46	10319.25	12166.01	13431.97	11403.82
31-40	28222.57	14259.30	15382.17	13563.53	10289.42	12122.35
41-50	57385.28	43315.88	27117.95	13234.19	14353.84	12544.45
51-60	74248.02	71144.35	56812.41	42896.62	26840.79	13096.27
61-70	66188.67	69473.70	72986.36	69928.28	55844.53	42178.06
71-80	45523.92	51623.82	64311.42	67493.56	70909.25	67915.93
81-90	40726.03	45619.97	43307.74	49223.76	61276.58	64260.06
91-100	35292.14	38125.72	37537.30	42065.53	39784.57	45430.67
101-110	20905.88	26866.96	31120.84	33322.59	32754.30	36729.05
111-120	11458.03	12633.95	16711.94	21411.60	25401.14	26743.62
121-130	5678.41	6467.50	8519.41	9091.18	11662.90	15018.94
131-140	1600.00	1898.09	3338.60	3994.09	5479.70	5579.93
141-150	1605.22	508.70	783.36	857.27	1643.83	2051.43
151-160	0.00	752.67	652.45	149.09	326.95	302.56
>160	622.18	301.60	146.20	314.01	217.87	107.31
<b>Total area of stratum</b>	430500.80	430500.80	430500.80	430500.80	430500.81	430500.81

Table 1-8. Age class distribution of stratum No 8

Age, years	Initial area	Area after 5 years (step1)	Area after 10 years (step2)	Area after 15 years (step3)	Area after 20 years (step4)	Area after 25 years (step5)
0	0.00	7262.04	21808.51	22394.12	22947.09	22714.40
1-10	1,2	44764.88	18986.04	27442.52	40114.53	40239.04
11-20	3,4	33735.24	51532.80	43585.05	18398.82	26676.39
21-30	5,6	28754.61	30917.07	33591.07	50801.10	42908.32

31-40	7,8	33548.20	22328.52	27412.45	29455.74	32092.59
41-50	9,10	29499.23	35336.37	30163.88	19874.03	24672.00
51-60	11,12	29462.71	27843.37	26428.90	31812.67	27034.66
61-70	13,14	29730.76	23436.36	25227.91	23845.14	22673.29
71-80	15,16	23308.41	27879.65	23709.53	18952.03	20338.75
81-90	17,18	15430.35	18168.33	17298.31	20682.38	17392.06
91-100	19,20	13442.21	10696.55	10363.10	12075.11	11483.59
101-110	21,22	4729.99	5150.12	7730.63	6049.98	5999.54
111-120	23,24	3346.95	3426.98	2166.55	2481.86	3691.76
121-130	25,26	617.76	733.83	1243.01	1243.08	768.85
131-140	27,28	453.10	505.60	135.20	222.52	342.08
141-150	29,30	573.43	201.91	80.01	81.89	18.92
151-160	31,32	400.00	107.87	62.47	16.85	8.72
>160	33,00	0.00	0.00	25.17	5.05	4.94
<b>Total area of stratum</b>	0.00	299059.89	299059.89	299059.89	299059.89	299059.89

Table 1-9. Age class distribution of stratum No 9

Age, years	Initial area	Area after 5 years (step1)	Area after 10 years (step2)	Area after 15 years (step3)	Area after 20 years (step4)	Area after 25 years (step5)
0	7725.68	19140.57	22777.61	26302.22	28710.42	30582.12
1-10	24012.40	14652.14	25454.11	37841.29	43201.94	48325.72
11-20	37855.47	38254.04	23809.50	14539.95	25265.37	37552.22
21-30	31334.19	29381.66	38286.02	38664.42	24411.94	15292.21
31-40	43091.47	35872.17	30666.38	28744.12	37436.39	37779.31
41-50	59923.24	50518.71	40583.56	33664.87	28598.27	26751.07
51-60	68055.06	67583.52	56088.68	47327.81	37954.99	31552.87
61-70	53205.39	54963.35	60740.91	60154.37	49893.45	42158.36

71-80	27392.57	36675.76	43830.82	45254.74	49869.44	49094.58
81-90	15683.61	17653.20	19928.42	26854.31	31692.64	32581.43
91-100	3483.50	7474.83	9355.55	10650.47	11945.67	16233.02
101-110	1896.94	1428.85	1699.94	3518.12	4263.62	4890.58
111-120	400.00	460.71	731.80	433.27	612.10	1169.91
121-130	0.00	0.00	106.22	109.56	186.59	80.78
131-140	0.00	0.00	0.00	0.00	16.66	15.32
141-150	0.00	0.00	0.00	0.00	0.00	0.00
151-160	0.00	0.00	0.00	0.00	0.00	0.00
>160	0.00	0.00	0.00	0.00	0.00	0.00
<b>Total area of stratum</b>	374059.52	374059.51	374059.51	374059.51	374059.51	374059.51

Table 1-10. Age class distribution of stratum No 10

Age, years	Initial area	Area after 5 years (step1)	Area after 10 years (step2)	Area after 15 years (step3)	Area after 20 years (step4)	Area after 25 years (step5)
0	2118.89	9245.89	10067.80	10806.66	10968.40	10868.83
1-10	15428.02	10020.43	10722.30	17516.13	18460.70	19204.62
11-20	13343.31	13606.94	15151.04	9834.07	10535.78	17188.03
21-30	9806.73	12283.07	13882.19	14139.78	15657.09	10485.52
31-40	13834.42	11514.87	9416.49	11745.44	13252.63	13499.13
41-50	17794.67	14752.59	12044.31	9910.95	7887.34	9986.00
51-60	19261.95	16718.02	15963.47	13268.40	10830.09	8966.82
61-70	21394.70	18840.75	15853.05	13920.70	13504.30	11264.97
71-80	10313.69	14745.13	15436.90	13628.63	11790.38	10546.80
81-90	2079.83	3893.40	6479.60	9288.79	9527.05	8486.52
91-100	642.89	718.43	1117.80	2118.56	3397.27	4908.40
101-110	0.00	0.00	271.36	239.37	513.13	950.95
111-120	0.00	0.00	0.00	0.00	94.78	62.50
121-130	400.00	79.59	0.00	0.00	0.00	0.00





Table 1-12. Age class distribution of stratum No 12

Age, years	Initial area	Area after 5 years (step1)	Area after 10 years (step2)	Area after 15 years (step3)	Area after 20 years (step4)	Area after 25 years (step5)
0	905.41	1567.15	1679.68	1777.05	1789.60	1791.23
1-10	7767.40	2873.86	2311.69	2857.16	2953.94	3046.90
11-20	10727.84	9867.09	7545.81	2791.87	2245.74	2775.65
21-30	26884.73	18442.23	11363.71	10527.52	8272.46	3654.15
31-40	31540.11	30042.58	26144.60	17942.96	11066.39	10254.05
41-50	24704.87	30063.82	29725.24	28270.43	24483.66	16516.00
51-60	7627.13	15014.13	24000.06	29206.12	28877.20	27463.90
61-70	800.00	2692.38	7409.53	14585.78	23315.36	28372.90
71-80	0.00	394.25	777.18	2615.57	7198.14	14169.66
81-90	0.00	0.00	0.00	383.01	755.00	2540.95
91-100	0.00	0.00	0.00	0.00	0.00	372.08
101-110	0.00	0.00	0.00	0.00	0.00	0.00
111-120	0.00	0.00	0.00	0.00	0.00	0.00
121-130	0.00	0.00	0.00	0.00	0.00	0.00
131-140	0.00	0.00	0.00	0.00	0.00	0.00
141-150	0.00	0.00	0.00	0.00	0.00	0.00
151-160	0.00	0.00	0.00	0.00	0.00	0.00
>160	0.00	0.00	0.00	0.00	0.00	0.00
<b>Total area of stratum</b>	110957.50	110957.49	110957.48	110957.48	110957.48	110957.48

Table 1-13. Age class distribution of stratum No 13

Age, years	Initial area	Area after 5 years (step1)	Area after 10 years (step2)	Area after 15 years (step3)	Area after 20 years (step4)	Area after 25 years (step5)
------------	--------------	----------------------------	-----------------------------	-----------------------------	-----------------------------	-----------------------------

0	1189.40	4347.83	4663.28	4882.53	4902.70	4894.94
1-10	4509.43	3568.37	5062.45	7890.51	8173.46	8375.92
11-20	6336.60	4687.76	4299.67	3424.57	4791.02	7493.40
21-30	6620.84	8169.34	6808.73	5344.21	5066.17	4237.15
31-40	9020.16	6760.06	6279.07	7695.18	6434.05	5109.95
41-50	8792.64	9260.68	7597.28	5485.48	5027.44	6344.45
51-60	11517.61	8668.71	8369.88	8758.21	7155.17	5183.06
61-70	17050.02	13324.21	10705.74	8084.75	7929.97	8259.47
71-80	12187.00	14410.12	15854.80	12318.51	9875.92	7495.23
81-90	5170.79	7135.23	10864.56	13120.83	14613.85	11276.27
91-100	3679.26	5372.86	4652.67	6299.50	9515.82	11808.77
101-110	3161.01	3123.75	3326.00	4807.45	4130.39	5461.06
111-120	925.01	1897.82	2837.17	2778.93	2970.42	4242.44
121-130	1787.84	1308.05	732.97	1669.62	2509.93	2430.53
131-140	800.00	1105.62	1470.51	1050.15	561.79	1452.27
141-150	2400.00	1093.13	674.52	913.27	1169.77	815.91
151-160	1849.99	2600.31	1782.01	869.13	539.09	721.12
>160	1182.81	1346.58	2199.13	2787.58	2813.46	2578.49
<b>Total area of stratum</b>	98180.43	98180.43	98180.43	98180.43	98180.42	98180.42

## Annex II. Description of stratum parameters during reference (2000 – 2009) period

Table 2-1. Growing stock volume according to age class in each stratum, m<sup>3</sup>/ha (1)

Stratum No	code	0	1	2	3	4	5	6	7	8
1	1gr1-9sp	79.89	-	118.36	41.43	122.39	145.71	156.00	353.31	338.46
2	2gr1sp	3.00	11.36	38.79	127.18	222.99	234.90	301.89	335.51	310.65
3	2gr2sp	-	3.00	49.20	163.01	264.34	250.89	291.56	392.79	389.77
4	2gr3-9sp	3.00	57.05	34.92	102.52	199.91	231.72	259.26	274.38	365.60
5	3gr1sp	3.00	3.00	49.61	101.85	242.06	269.72	349.94	329.05	369.03
6	3gr2sp	#DIV/0!	18.83	32.07	155.26	203.39	262.53	300.73	322.74	411.95

7	4gr1sp	61.64	10.35	47.12	96.55	202.20	269.92	292.02	313.67	316.84
8	4gr2sp	9.35	14.75	33.02	111.65	194.11	265.52	259.10	295.99	318.92
9	3,4gr3sp	16.78	19.04	40.93	94.97	163.04	222.70	276.65	284.87	287.07
10	3,4gr4sp	15.57	17.99	64.58	153.58	229.80	287.99	318.51	387.86	418.20
11	3,4gr5sp	66.24	16.11	59.20	153.27	208.67	267.86	263.32	326.41	374.91
12	3,4gr6sp	19.73	21.15	83.20	149.69	178.61	194.71	196.89	272.23	-
13	3,4gr7-9sp	3.00	22.84	50.11	58.81	117.28	186.48	202.43	253.20	240.11

Table 2-2. Growing stock volume according to age class in each stratum, m<sup>3</sup>/ha (2)

Stratum No	code	9	10	11	12	13	14	15	16	17
1	1gr1-9sp	330.94	230.30	360.47	328.48	156.83	-	-	-	492.76
2	2gr1sp	292.45	382.93	341.93	342.49	362.06	626.15	398.25	414.29	405.67
3	2gr2sp	311.33	471.29	596.24	438.07	627.97	555.65	-	-	-
4	2gr3-9sp	291.87	277.00	376.25	409.67	438.07	349.16	-	-	437.84
5	3gr1sp	409.79	407.01	386.62	503.94	462.16	795.00	393.62	-	272.23
6	3gr2sp	326.17	402.92	298.23	457.72	310.70	-	-	-	-
7	4gr1sp	368.40	383.57	367.42	356.81	386.73	321.28	370.40	-	434.18
8	4gr2sp	369.50	378.75	358.97	311.95	172.60	229.25	495.51	272.23	-
9	3,4gr3sp	308.37	284.26	268.30	310.70	-	-	-	-	-
10	3,4gr4sp	353.66	280.82	-	-	492.76	-	-	-	-
11	3,4gr5sp	299.45	213.15	156.83	296.64	-	-	-	-	-
12	3,4gr6sp	-	-	-	-	-	-	-	-	-
13	3,4gr7-9sp	270.21	309.36	291.94	288.40	398.60	310.70	208.12	242.70	441.17

**Annex III. Probabilities of management practices in stratas and age classes (by 10 years)**

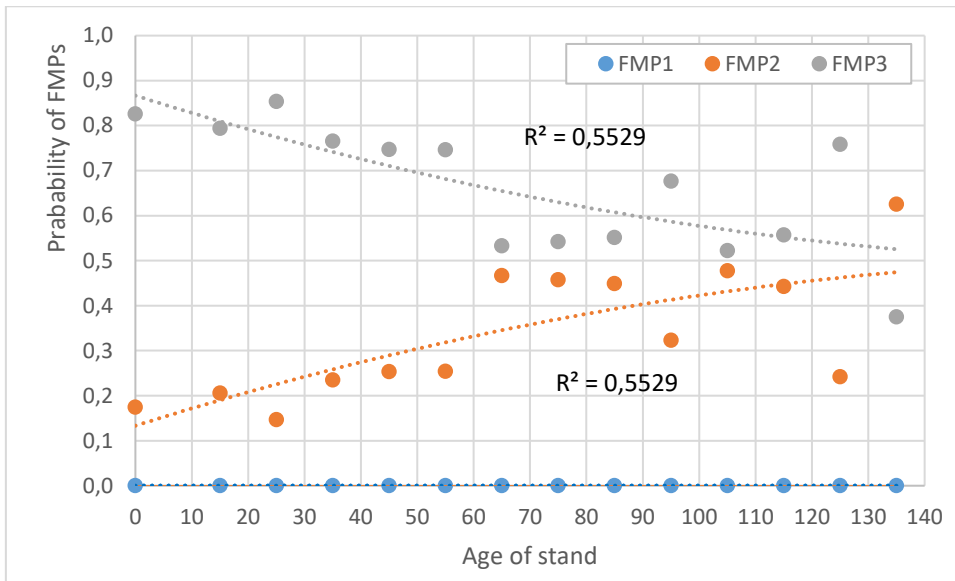


Figure 1. Management practice probabilities in stratum No 1

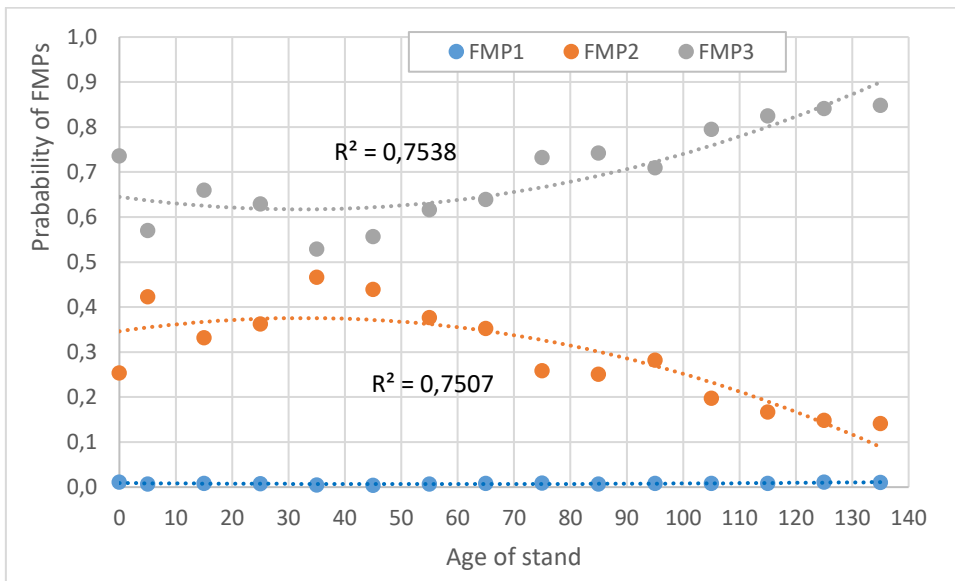


Figure 2. Management practice probabilities in stratum No 2

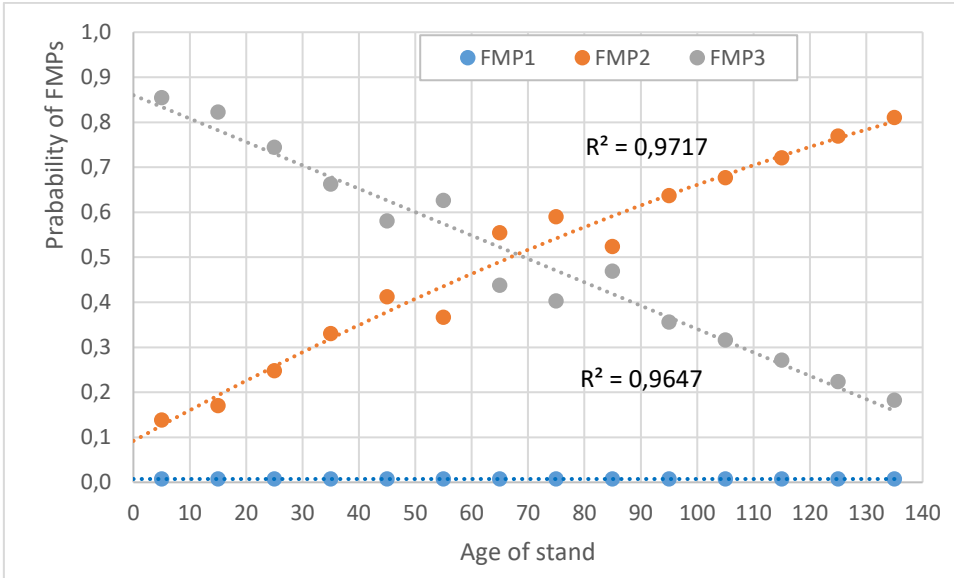


Figure 3. Management practice probabilities in stratum No 3

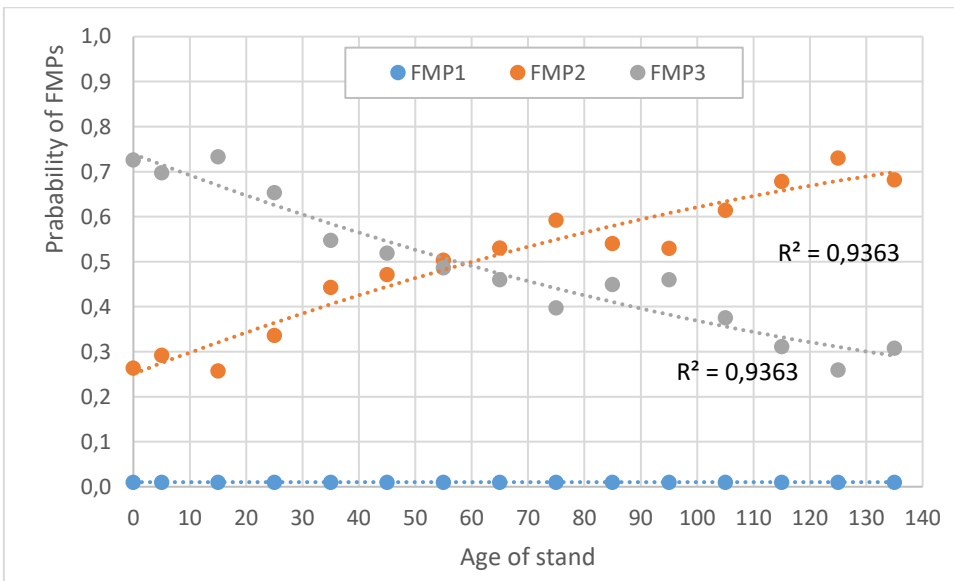


Figure 4. Management practice probabilities in stratum No 4

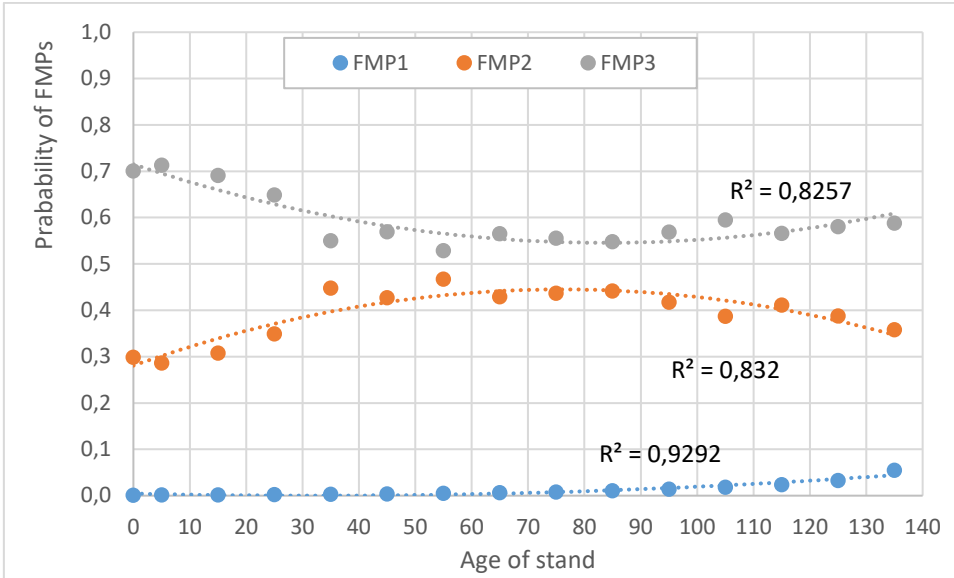


Figure 5. Management practice probabilities in stratum No 5

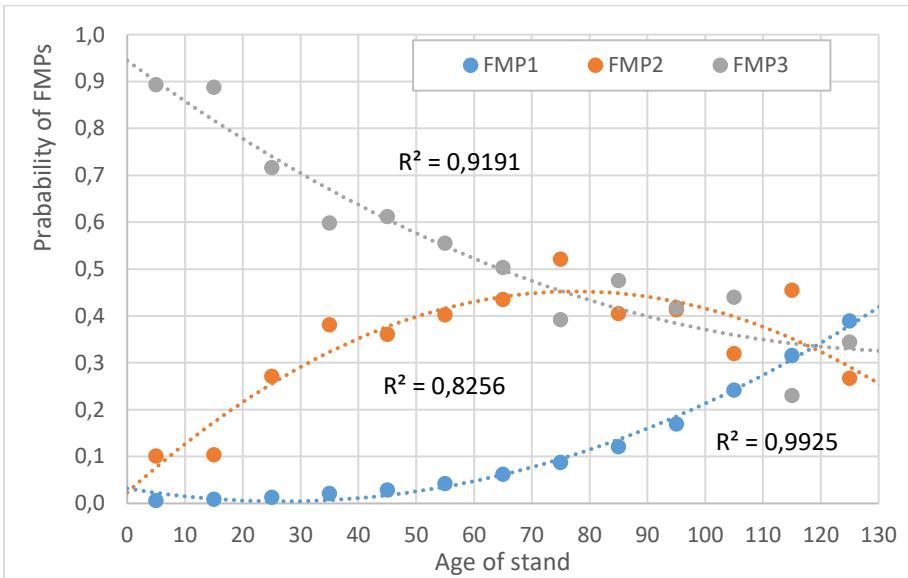


Figure 6. Management practice probabilities in stratum No 6

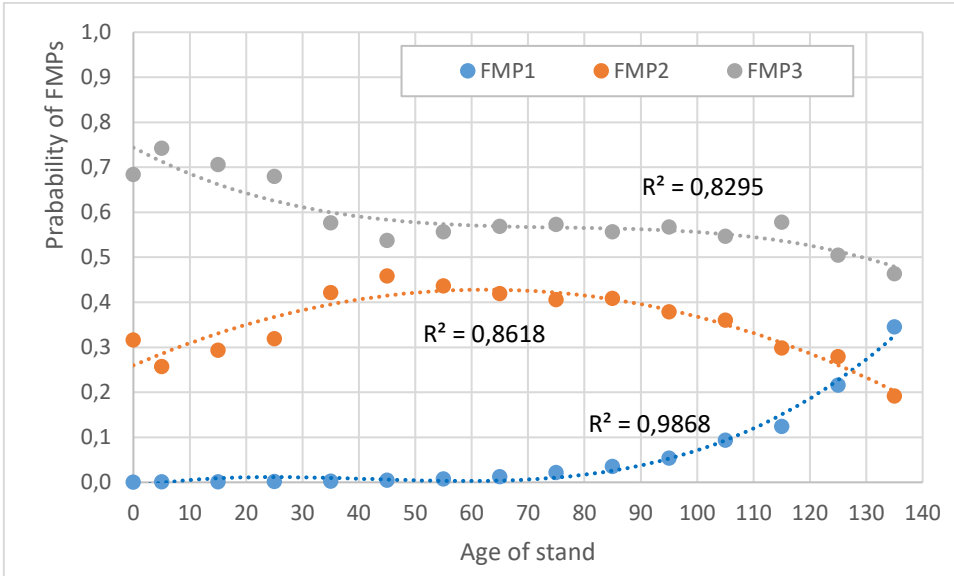


Figure 7. Management practice probabilities in stratum No 7

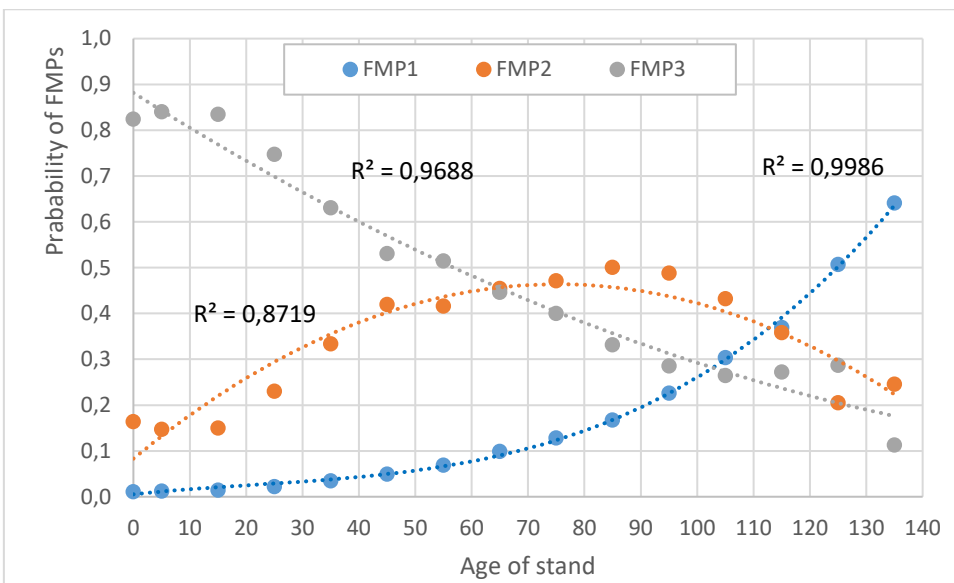


Figure 8. Management practice probabilities in stratum No 8



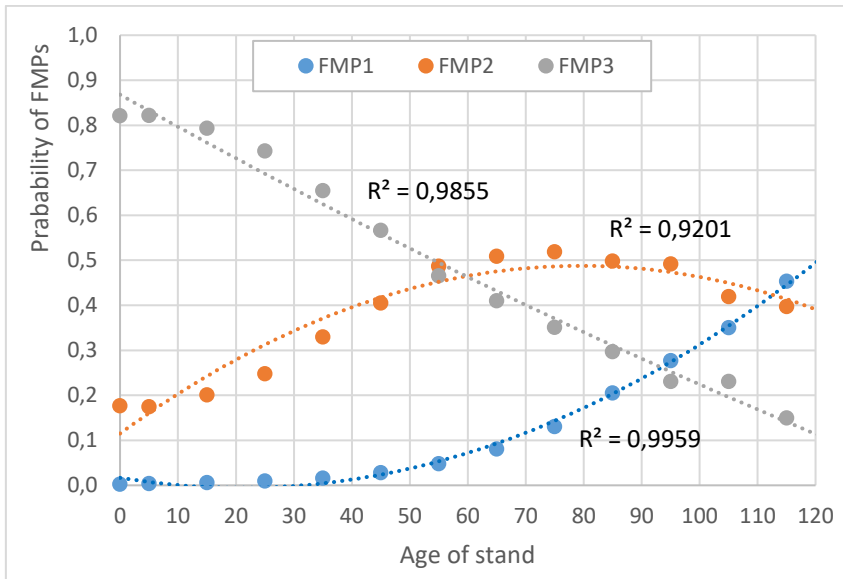


Figure 9. Management practice probabilities in stratum No 9

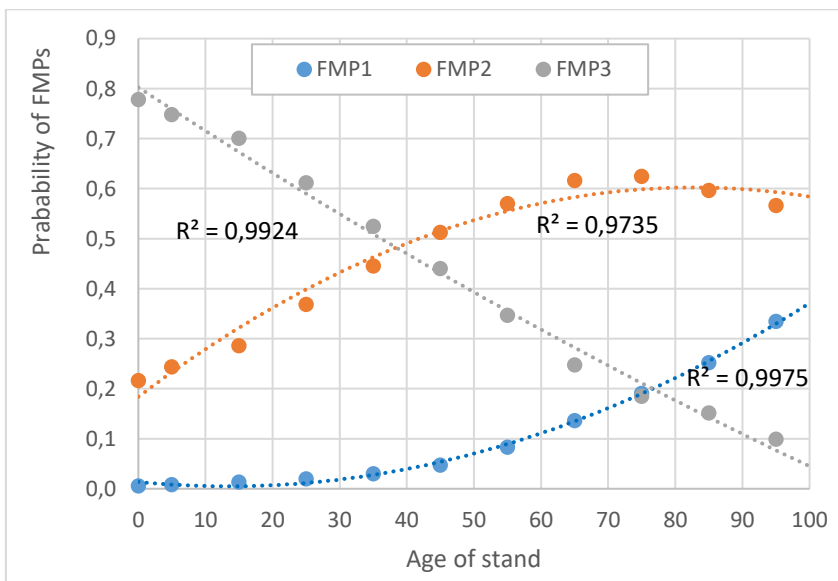


Figure 10. Management practice probabilities in stratum No 10

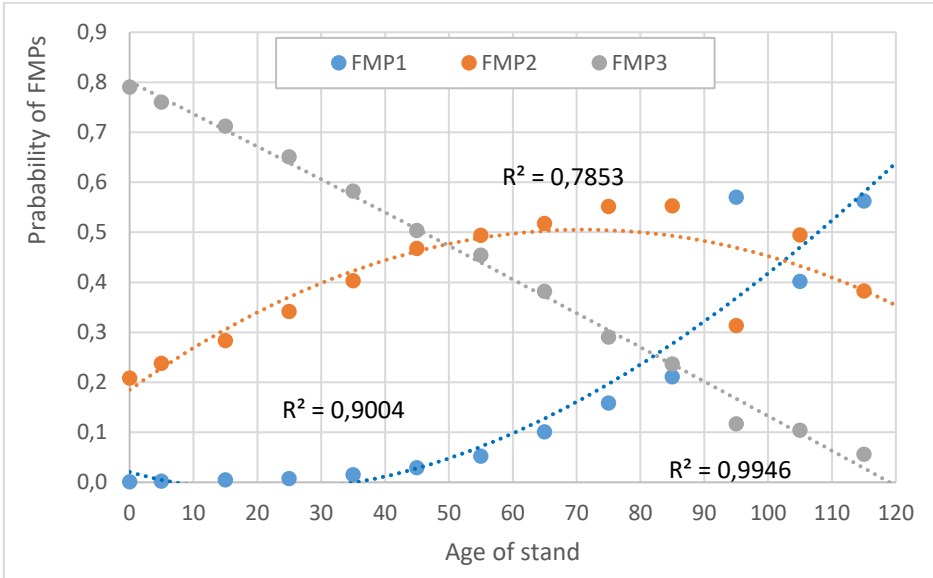


Figure 11. Management practice probabilities in stratum No 11

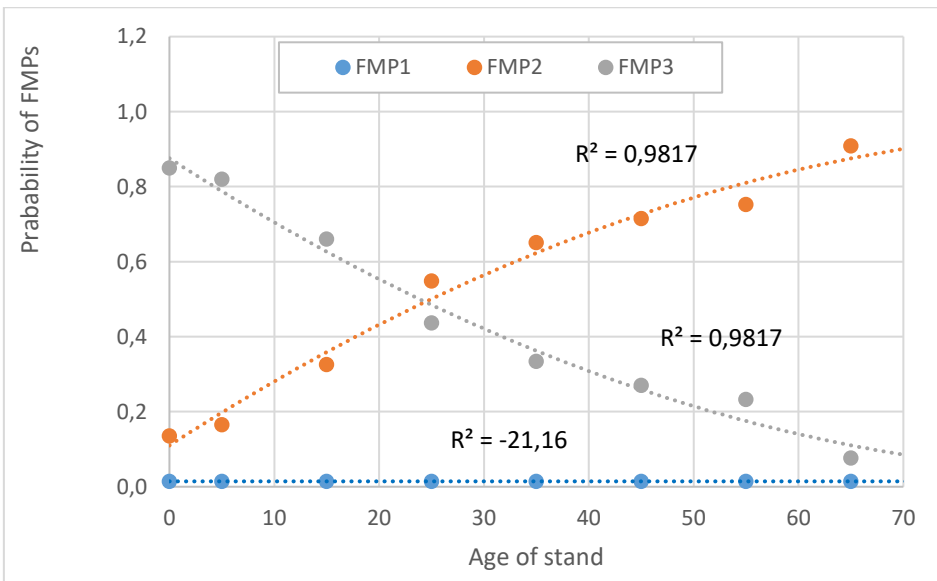


Figure 12. Management practice probabilities in stratum No 12

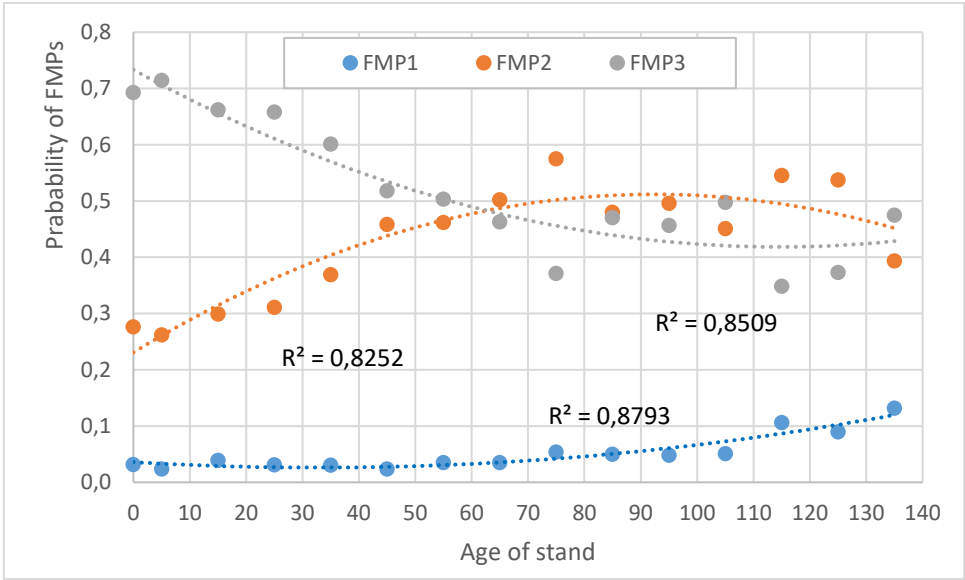


Figure 13. Management practice probabilities in stratum No 13